



NEONATAL




DILACAINE EYE DROPS

This document should be read in conjunction with this [DISCLAIMER](#)

Unrestricted: Any prescriber may initiate treatment as per guideline

Presentation	Eyedrop: 1mL Each 1mL contains: Phenylephrine HCl 25mg Tropicamide 25mg Proxymetacaine HCl 1.25mg Cyclopentolate HCl 2.5mg
Classification	Mydriatic, anaesthetic eye drop
Indication	RetCAM Imaging – examination of the fundus of the eye. Laser Eye Therapy- pre-operative care
Dose	<u>RetCAM Imaging:</u> Instil eye drops at least 60 minutes prior to examination. Instil ONE drop into the eye. After first drop is instilled, wait 5 minutes before administering the SECOND eye drop. <u>Laser Therapy:</u> Instil ONE drop into each eye every 30 minutes for two hours prior to time of surgery
Guidelines & Resources	Retinopathy of Prematurity
Adverse Reactions	Increased intraocular pressure May cause vasoconstriction of facial skin

Storage	Refrigerate – Do not Freeze Discard 24 hours after opening
Notes	For individual patient use only
References	Retinopathy of Prematurity

Document owner:	Head of Department - Neonatology		
Author / Reviewer:	KEMH & PCH Pharmacy / Neonatology Directorate		
Date first issued:	March 2013	Version:	3.1
Last reviewed:	October 2020	Next review date:	March 2021
Endorsed by:	Neonatal Directorate Management Group	Date:	March 2019
Standards Applicable:	NSQHS Standards: 1  Governance 3  Infection Control 4  Medication Safety;		
Printed or personally saved electronic copies of this document are considered uncontrolled. Access the current version from the WNHS website.			