



CLINICAL PRACTICE GUIDELINE

Resuscitation trolley checking and equipment (adult & neonatal)

This document should be read in conjunction with this [Disclaimer](#)

Contents

Resuscitation trolley (adult)	2
Key points	2
ASCU, EWC, WWC, Centenary Clinic, Labour and Birth Suite, MFAU, DSU, FBC, MRI, Recovery, Ward 3, 4, 5, Ultrasound/ X-Ray.....	3
Ward 6	5
Emergency Centre	5
Theatre trolley	5
Resuscitation trolley (neonatal)	6
Key points	6
Neonatal trolley contents list	7
References and resources	9

Resuscitation trolley (adult)

Aim

To ensure that all minimum requirements for adult resuscitation equipment are met in line with the Australian Resuscitation Council (2014).

Key points

1. The resuscitation trolley and defibrillator should be checked weekly (or sooner if the seal is broken) by a Registered Nurse / Midwife, Enrolled Nurse or Anaesthetic Technician. The person who carried out the check should record and sign this in the record on the trolley.
2. All nurses and midwives should be orientated to checking the resuscitation trolley in their work area.
3. All defibrillators should be checked according to the manufacturer's directions.
4. The oxygen cylinder must be at least $\frac{3}{4}$ full.
5. A checklist should be attached to the trolley at all times.
6. The trolley should not have additional unnecessary equipment.
7. Trolley contents should be rechecked after each use.

The following tables list the contents that must be on all adult resuscitation trolleys in the Obstetrics, Gynaecology and Imaging Directorate.

Critical areas e.g. ASCU, operating theatre, PACU and Emergency Centre may have extra equipment and supplies but should have the contents listed in this document as a minimum.

ASCU, EWC, WWC, Centenary Clinic, Labour and Birth Suite, MFAU, DSU, FBC, MRI, Recovery, Ward 3, 4, 5, Ultrasound/ X-Ray

Trolley details

- All drawers clearly labelled
- Laminated resuscitation guidelines and inventory chained to side of trolley
- Small disposable sharps container fixed to side of trolley (not to be used outside of emergencies)
- 1x 1 litre pressure bag and 1x 500mL pressure bag hanging from IV pole
- 1x Adult stethoscope hanging from IV pole
- Oxygen cylinder with suction/regulator on right hand side of trolley, turned off when not in use (suction tubing and Yankaur sucker attached)
- Adult Ambu bag hanging from IV pole with size 3 and 4 facemask secured to right hand side of the trolley (Ambu bag connected to O2 cylinder)
- Bougie (Frova Intubating Catheter) attached to right hand side of trolley
- Clipboard, pen and MR 302 on trolley surface or attached to side
- AED to be kept on top of or attached to side of trolley. AED is not to be stored in drawers.

First drawer – airway

- Fibre-optic Laryngoscope (green handle) and two size 3 blades
- ET tubes sizes 6, 7 and 8
- Size 4 LMA
- Size 3 IGel x 1
- Size 4 IGel x1
- Sealed 20mL and 10mL syringe for cuff inflation
- KY lubricant x 4 packets
- Naso-pharyngeal airways (safety pin in packet) size 6 and 7
- Oro-pharyngeal airways sizes 3 (Green) 4 (yellow) and 5 (Red) x1 each
- Yankaur suckers x 2
- ET suction catheters sizes 12fg and 14 fg x2 each
- Half inch leukosilk tape and 1 transpore tape
- Scissors (loose, no chain)
- Disposable catheter mount in packet

Second drawer – IV access

- Ported IV safety cannulae 14g,16g, 20g, 22g x 6 of each
- Needles – 30g x 5, 21g x 5, 19g x 5, 18g blunt x 5 (can be safety needles)
- Syringes – 20mL x 4, 10mL x 10, 5mL x 10
- Smart site needle free IV bungs x 6
- Red IV bungs x 6
- Tourniquets (disposable) x 2
- Tegaderm IV dressings x 6
- Toilet seat dressings x 6
- Triple v sets x 3
- Alcohol wipes
- Sterile gauze x 6 packs

Third drawer – medications

- Sealed resus container supplied by pharmacy
- Sealed eclamptic container supplied by pharmacy
- One Sodium bicarbonate 8.4% (100mmol) with air inlet (or 19g) needle
- Glucose 5% **non PVC bag** 250ml x 1 (OR if unavailable, use 100ml **non-PVC bag**) - Supplied by pharmacy
- Glucose 5% (500ml) x 1
- Glucose 10% (1000ml) x1
- Lidocaine (Lignocaine) 1% in 5mL x 5 amps
- Saline 0.9% 10mL x 10amps
- Laminated Adult Resuscitation Drug Protocols, zip tied together:

Adenosine	Glucose 50%
Adrenaline	Lignocaine
Amiodarone	Magnesium Sulphate
Atropine Sulphate	Metaraminol
Calcium Chloride	Midazolam
Calcium Gluconate	Naloxone
Ephedrine Sulphate	Salbutamol
Flumazenil	Sodium Bicarbonate

Fourth drawer – IV fluids

- Saline 0.9% (1 litre) x1
- Hartman's solution (1 litre) x1
- Giving sets x2 pump sets, x1 plain giving set, x1 primary plum set

Fifth drawer – miscellaneous

- Blood tubes (x2 of each type)
- Blood gas syringes x 3
- Pathology request forms
- Gloves, 1 packet each of small medium and large
- Peri-mortem C/S Pack
- Size 6,7, and 8 sterile gloves (latex free)
- Hudson masks and tubing x 2
- Spare ambubag
- 2 pairs protective eyewear

Ward 6

As per full list above **except** does **not** require:

Third drawer – medications

- Sealed eclamptic container

Fifth drawer – miscellaneous

- Perimortem C/S pack
- Size 6,7, and 8 sterile gloves (latex free)

Emergency Centre

Fourth drawer

- **Add** EZ-IO – Yellow case containing Intra-Osseous Gun

Theatre trolley

Fourth drawer

- **Add** EZ-IO – Yellow case containing Intra-Osseous Gun

Bottom drawer

- **Add** extra adult defib pads
- **Add** LED torch

Resuscitation trolley (neonatal)

Aim

To ensure that all minimum requirements for neonatal resuscitation equipment are met in line with the Australian Resuscitation Council (2014).

Key points

1. The resuscitation trolley should be checked **each shift** by a Registered Nurse / Midwife or Enrolled Nurse and the status of checking should be communicated at handover of each shift [**RCA recommendation Feb 2019**]. The person who carried out the check should record and sign this in the record on the trolley.
2. When checking the equipment, expiry dates must also be checked.
3. All equipment that has expired or is close to its expiry date must be replaced immediately.
4. All nurses / midwives should be orientated to checking the neonatal resuscitation trolley in their work area.
5. In areas that are closed over weekends e.g. clinics, trolleys should be checked at the start of the next day it re-opens for patient care.
6. All defibrillators should be checked according to the manufacturer's directions.
7. The oxygen cylinder must be at least $\frac{3}{4}$ full. They should be replaced at 10,000kpa.
8. A checklist should be attached to the trolley at all times.
9. The trolley should not have additional unnecessary equipment.
10. Trolley contents should be rechecked after each use.
11. Note:
 - check cot daily and wipe with hospital grade disinfectant
 - areas without blenders do not require air cylinder

Neonatal trolley contents list

Contents	Number
Neopuff with neopuff circuit and mask	1
Oxygen Cylinder -size C with twin-o-vac suction unit	1
High Flow oxygen meter	1
Suction tubing with fg10 suction catheter	1
Blender	1
Air Cylinder – size C	1
Stethoscope - paediatric	1
Alcohol gel	1
Sharps container	1
Neonatal Basic Resus kit <ul style="list-style-type: none"> • Laryngoscope handle • Laryngoscope Blade size 0 + 1 • ETT size 2.0, 2.5, 3.0, 3.5 + 4.0 • Introducer size 2.0 • Cord clamp • Meconium aspirator • Feeding tube size fg 8 • Feeding tube size fg 6 (to replace oxygen catheter) • 10ml enteral syringe • Pedicap • Adrenaline 1:10000 (1mg in 10mL) • 3mL syringe • 10mL syringe • drawing up needle • ETT strapping kit - <ul style="list-style-type: none"> Leukoplast cut to size: >30wk and term Silk tie (size 2 silk) Comfeel x 2 Skin prep swabs x1 	2 (1 on shelf 1 in drawer 2)
Chlorhexidine 1% wipes	5
Laerdal Facial masks - size: 00, 0/1 and 2	1 ea
Laryngoscope globes	2
Meconium Aspirators	2
Introducers size 2.0	2
Batteries size AA	2
Disposable sterile scissors	2
Sealed box from pharmacy:	
• Naloxone 400microgram.mL	2
• Adrenaline 1:10 000 in 10mL	2
• Sodium Bicarbonate 840mg in 10mL – 100mL bottle	1
Normal saline 0.9% 10mL	6
Magill's forceps <ul style="list-style-type: none"> • small • medium 	1ea
Syringes <ul style="list-style-type: none"> • 2ml 	3ea

<ul style="list-style-type: none"> • 10mL • 20mL 	
Blood gas syringes	6
Contents	Number
Pulse oximeter (including probe & cable)	1
Fixation device for O2 sensor	3
Suction catheter fg10	2
Yellow top sterile container	1
Safety goggles	2
Self inflating bag + mask with Peep attachment with oxygen tubing	1
Spare Neopuff circuit	1
Pneumothorax kit (supplied by each area)	1
<ul style="list-style-type: none"> • 10ml syringe x 2 • 3 way tap x 2 • 21g butterfly x 2 • 20g x 30mm cannula x 2 • Chlorhexidine 1% wipe x 2 • pen light torch x 1 • Short extension tube 	
UVC kit (supplied by SCN)	1
<ul style="list-style-type: none"> • Umbilical catheter 3.5fg + 5.0fg x 2 • 3 way tap x 2 • 3.0 suture x 2 • 2ml syringe x 2 • Chlorhexidine 1% swab sticks x 2 • Providine-iodine swabs x 2 • Pre-filled Normal Saline 0.9% Syringe 10mL x 4 • Disposable Instrument set x 1 • Umbilical tape • Gauze x 1 	
Neonatal Resuscitation Extras box	Number
Airways <ul style="list-style-type: none"> • 000 • 00 • 0 	1ea
Blood culture bottles - paediatric	2
Paediatric blood tubes <ul style="list-style-type: none"> • Purple • Green • Chromosomes 	2ea
Yellow top sterile container	2
Intravenous cannula – 20g	3




References and resources

Related legislation and policies

Department of Health MP 0086/18: [Recognising and Responding to Acute Deterioration Policy](#)

Related WNHS policies, procedures and guidelines

Obstetrics & Gynaecology: Clinical Deterioration- [Recognising and Responding to Clinical Deterioration. 2016](#)

Keywords:	resuscitation trolley, checking, defibrillator, adult, neonatal, resuscitation, checking, resusc, equipment,		
Document owner:	Obstetrics, Gynaecology and Imaging Directorate		
Author / Reviewer:	Anaesthetics; SCN Equipment Nurse; Resuscitation Sub-committee		
Date first issued:	Nov 2018	Version:	1.3
Reviewed dates:	Feb 2019 (amendment- check neonatal trolley each shift); March 2019- Minor amendments	Next review date:	Nov 2021
Supersedes:	<p>History: In Nov 2018 amalgamated two individual guidelines on resuscitation trolley equipment checking dating from Sept 2016.</p> <p>Supersedes:</p> <ol style="list-style-type: none"> 1. Version dated Feb 2019 2. Version dated Nov 2018 3. Resuscitation Trolley(Adult) Equipment and Checking (dated Nov 2016) 4. Resuscitation Trolley(Neonatal) Equipment and Checking (dated Sept 2016) 		
Endorsed by:	GSMSC MSMSC Neonatal amendment (RCA rec p.6) Feb 2019 approved OOS by Obstetric Midwife Co-director & Obstetric Medical Co-director	Date: Date: Date:	22/11/2018 27/11/2018 04/02/2019
NSQHS Standards (v2) applicable:	1  Governance, 4  Medication Safety, 8  Recognising & Responding to Acute Deterioration		
<p>Printed or personally saved electronic copies of this document are considered uncontrolled. Access the current version from the WNHS website.</p>			